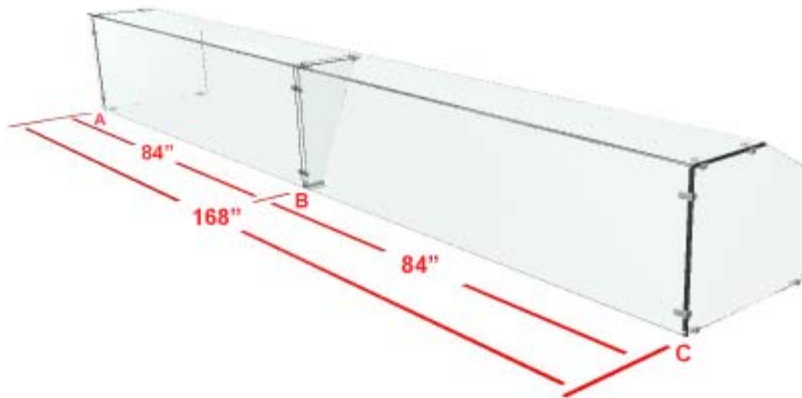
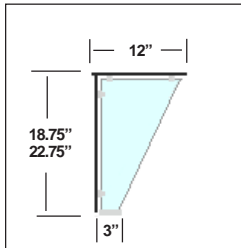


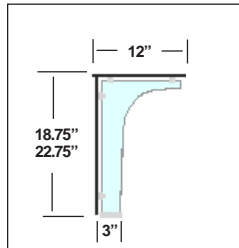
**Model: C140****Class: Sneeze Guard - Full Service**

Model C140 is part of the Crystalline Series which featuring the all glass look. This sneeze guard is characterized by the streight up front shield and top shelf. These sneeze guards allow a maxium bay size of 84" eliminating the need for middle support post when spanning most steam or prep tables. Multiple bays units have a continious smooth front shield and top shelf. The C140 can connect to the C100 partition system to build a contionous survice line using a common support.

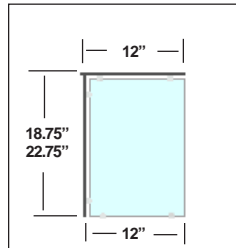
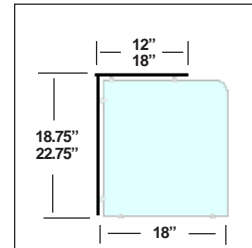
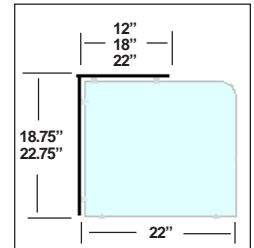
- Crystal Clear 1/2" Safety Tempered Glass Supports
- Two Standard Heights 18-3/4" and 22-3/4"
- Three Standard Depths, 12", 18", and 22"
- Large bay length (up to 84" between supports)
- Optional Internal Shelves
- Five standard Support Styles

**Support Options:**

Open



Sculptured

Closed
12" DepthDeep
18" DepthExtended
22" Depth**Options & Accessories:****Glass Options (shield & Shelf)**

- ☐ Frosted
- ☐ Frosted Logo
- ☐ Crystal Clear Glass
- ☐ Radius Corners
- ☐ Internal Shelf (11", 17", 21")

Accessories

- ☐ Heat Strips
- ☐ LED Lights

Mounting Options

- ☐ Slim Legs
- ☐ Tab Feet

Metal Finish

- ☐ Chrome
- ☐ Powder Coat Color
RAL # _____
- ☐ Other