

Glass Divider

Crystalline Series

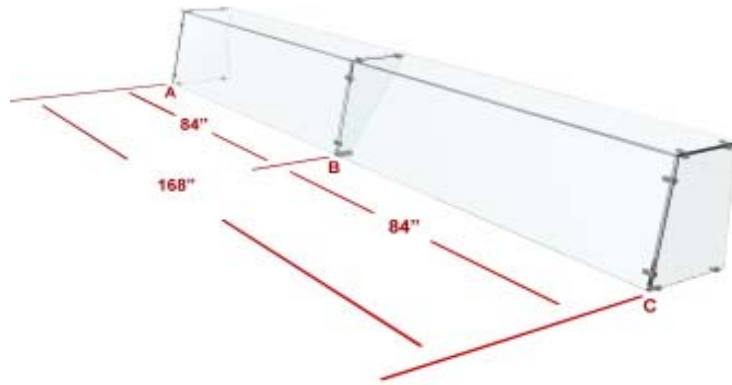
The Elegant Look of all Glass

Model: C152

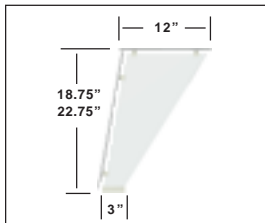
Class: Sneeze Guard - Full Service

Model C152 is part of the Crystalline Series featuring the all glass look. This sneeze guard is characterized by the 10 degree slope on the front shield and top shelf. These sneeze guards allow a maximum bay size of 84" eliminating the need for middle support post when spanning most steam or prep tables. Multiple bays units have a continuous smooth front shield and top shelf.

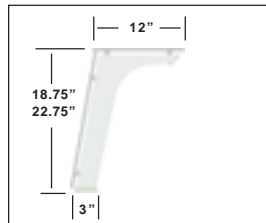
- Crystal Clear 1/2" Safety Tempered Glass Supports
- Two Standard Heights 18-3/4" and 22-3/4"
- Two Standard Top shelf Depths, 12" and 18"
- Large bay length (up to 84" between supports)
- Optional Internal Shelves
- Five standard Support Styles



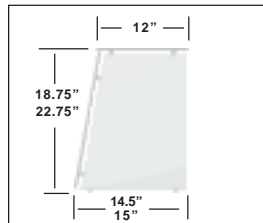
Support Options:



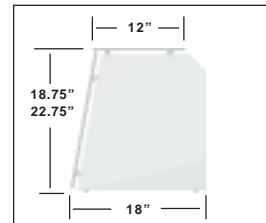
Open (std)



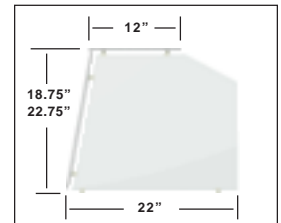
Sculptured



Closed
14.5" / 15" Depth



Deep
18" Depth



Extended
22" Depth

Options & Accessories:

Glass Options (shield & Shelf)

- Frosted
- Frosted Logo
- Crystal Clear Glass
- Radius Corners

Mounting Options

- Trim Legs
- Tab Feet
- U-Channel

Metal Finish

- Chrome
- Powder Coat Color
RAL # _____
- Other _____

Accessories

- Internal shelves Qty. _____
 - 1/4" glass (max span 42")
 - 3/8" glass (max span 60")
- Heat Strips
- LED Lights
- Fluorescent lights