



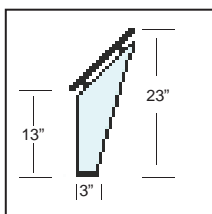
Model: C124 & C124A **Class:** Sneeze Guard - Self Service

Model C124 (straight) and the C124A (curved) are part of the Crystalline Series featuring the all glass look. The C124 is used on straight counters where the C124A is used for curved counter installations. These sneeze guards are characterized by the clean 45° slope of the front shield. The maximum bay size for these sneeze guards 60". The C124 & C124A have five styles of support which meet most any self-serve needs. Multiple bays units have a continuous smooth front shield. This sneeze guard meets NSF requirements when the "Deep" or "Extended" supports are used as end supports.

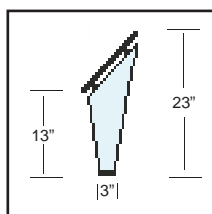
- Crystal Clear 1/2" Safety Tempered Glass Supports
- Large Bay Size (up to 60" between supports)
- Six Standard Support Styles
- Easy Assembly



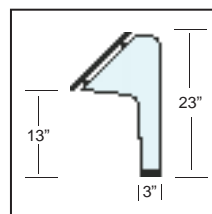
Support Options:



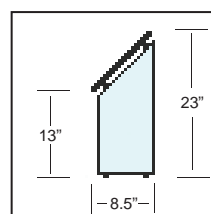
Front



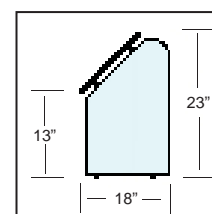
Open



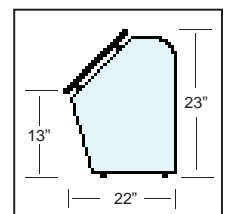
Sculpture



Closed
12" Depth



Deep
18" Depth



Extended
22" Depth

Options & Accessories

Glass Options

- ☐ 3/8" Crystal Clear Shield
- ☐ Radius Corners
- ☐ Frosted Logo
- ☐ Frosted glass

Accessories

- ☐ Heat Strips
- ☐ LED Lights
- ☐ Heat Strip / Light Combination

Mounting Options

- ☐ Tab Feet
- ☐ Slim Legs
- ☐ Saddle

Metal Finish

- ☐ Chrome
- ☐ Powder Coat Color
- ☐ Other

RAL# _____



The "Deep" or "Extended" supports are required as end supports on NSF certified sneeze guards. The "Open", "Closed", and "Sculpture" supports can be used for internal supports in multi-bay configurations

