



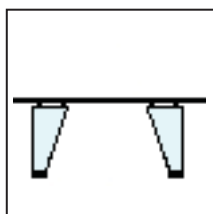
Model: C130 **Class:** Sneeze Guard - Self Service

Model C130 is part of the Crystalline Series featuring the all glass look. This sneeze guard model is characterized by the flat shield. Designers like the clean low profile of this sneeze guard. The shield is support the NSF required 13" above the counter has made. The maximum bay size for these sneeze guards 60", and custom sizes and shapes are available. The C130 has five styles of support which meet most any self-serve needs. Multiple bays units have a continuous smooth top shield.

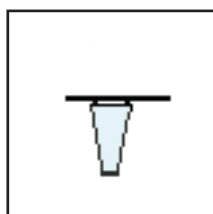
- Crystal Clear 1/2" Safety Tempered Glass Supports
- Large Bay Size (up to 60" between supports)
- Six Standard Support Styles
- Easy Assembly



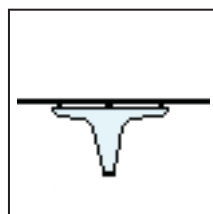
Support Options:



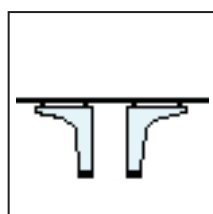
Front-Edge



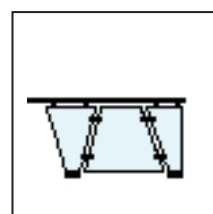
Open



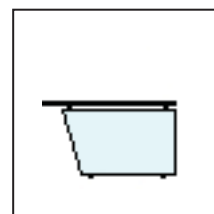
Sculpture



Split Sculpture



Variable-Closed



Extended
22" Depth

Options & Accessories

Glass Options

- ☐ Custom Shape
- ☐ Frosted Logo
- ☐ Frosted glass

Mounting Options

- ☐ Tab Feet
- ☐ Slim Legs
- ☐ Saddle

Metal Finish

- ☐ Chrome
- ☐ Powder Coat Color
- ☐ Other

RAL# _____

Accessories

- ☐ Heat Strips
- ☐ LED Lights
- ☐ Heat Strip / Light Combination



The "Var-Closed" or "Extended" supports are required as end supports on NSF certified sneeze guards. The "Edge", "Open", "Sculpture" and "Split-Sculpture" supports can be used for internal supports in multi-bay configurations

